

Fluke insulated hand tools starter kit



Key features

- Protects you against electrical shock and arcing
- Certified to 1000 V AC, 1500 V DC
- The most comfortable ergonomic design
- Made from hardened chromium-molybdenum-vanadium (CMV) steel

Product overview: Fluke insulated hand tools starter kit






This kit combines the most frequently used insulated screwdrivers, pliers and cutters. Keeping insulated tools on hand so you always grab for the tool that will keep you safe.

The insulated hand tools are all made from hardened chromium-molybdenum-vanadium (CMV) steel. Each hand tool is individually tested to 10,000 volts and:






- Certified to 1000 V AC
- Certified to 1500 V DC

There are three different handle lengths of slotted screwdrivers, each with a different blade width. Two phillips screwdrivers with two tip sizes and differing handle lengths are included in the kit. Along with long nose pliers with side cutter and gripping zones, heavy duty, high leverage diagonal cutter and heavy-duty combination pliers. All rolled-up into the included pouch with hook-and-loop fasteners to keep everything organized.

Screwdriver types and sizes included

Screwdriver Type	Blade length (inches <i>mm</i>)	Handle length (inches <i>mm</i>)	Handle width (inches <i>mm</i>)	Bladeform diameter (inches <i>mm</i>)
 Slot	3 <i>75</i>	3-3/8 <i>86</i>	1 <i>25</i>	3/32 <i>2.55</i>
 Slot	4 <i>100</i>	3-11/16 <i>94</i>	1 5/16 <i>30</i>	5/32 <i>4.0</i>
 Slot	5 <i>125</i>	4-3/16 <i>106</i>	1 7/16 <i>36</i>	1/4 <i>6.0</i>
 Phillips #1	3 <i>80</i>	3-11/16 <i>94</i>	1 3/16 <i>30</i>	7/32 <i>5</i>
 Phillips #2	4 <i>100</i>	4-3/16 <i>106</i>	1 7/16 <i>36</i>	1/4 <i>6</i>

Specifications: Fluke insulated hand tools starter kit

Screwdriver Type	Blade length (inches <i>mm</i>)	Handle length (inches <i>mm</i>)	Handle width (inches <i>mm</i>)	Bladeform diameter (inches <i>mm</i>)
 Slot	3 <i>75</i>	3-3/8 <i>86</i>	1 <i>25</i>	3/32 <i>2.55</i>
 Slot	4 <i>100</i>	3-11/16 <i>94</i>	1 5/16 <i>30</i>	5/32 <i>4.0</i>
 Slot	5 <i>125</i>	4-3/16 <i>106</i>	1 7/16 <i>36</i>	1/4 <i>6.0</i>
 Phillips #1	3 <i>80</i>	3-11/16 <i>94</i>	1 3/16 <i>30</i>	7/32 <i>5</i>
 Phillips #2	4 <i>100</i>	4-3/16 <i>106</i>	1 7/16 <i>36</i>	1/4 <i>6</i>
Pliers Type	Nominal Length (inches)		Nominal Length (mm)	
Long Nose	8		200	
Diagonal Cutters	8		200	
Lineman Combination Pliers	8		200	

Warranty

Fluke Insulated Hand Tool Lifetime Limited Warranty

Each Fluke Insulated Hand Tool will be free from defects in material and workmanship for its lifetime. As used herein, "lifetime" is defined as seven years after Fluke discontinues manufacturing the product, but the warranty period shall be at least fifteen years from the date of purchase. This warranty does not cover damage from neglect, misuse, contamination, alteration, accident or abnormal conditions of operation or handling, damage or normal wear and tear of mechanical components. This warranty covers the original purchaser only and is not transferable.

Recommendations for use and in-service care of Fluke Insulated Hand Tools

The following is guidance concerning the maintenance, inspection, retest and use of Fluke Insulated Hand Tools.

Warning – to avoid electrical shock or personal injury:

- Keep fingers behind the finger guards of the tool. Never touch conductive parts.
- Always wear approved eye protection.
- Do not use in wet or damp locations. Do not use unless the tool is clean and dry.
- Do not apply excessive force or stress to the tool insulation that may cause damage. Examples include using the insulated surfaces as a fulcrum to pry or wedge or gripping insulated tool handles with other tools such as pliers or wrenches to increase torque or leverage.

If the tool is used in a manner not specified, the protection may be impaired.

Storage

Insulated hand tools should be properly stored to minimize the risk of damage to the insulation due to storage or transportation. These insulated hand tools should be stored separated from other tools to avoid mechanical damage or confusion with uninsulated tools. Furthermore, these insulated hand tools should be prevented from contact with excessively hot surfaces (for example steam pipes) or exposure to excessive UV- radiation.

Inspection before use

Before use, each Insulated Hand Tool should be visually inspected by the user. If there is any doubt concerning the safety of the insulated hand tool, it should be subjected to examination by a competent person and if necessary retested to determine suitability or disposed of to prevent further use.

Temperature

Insulated Hand Tools should be used only in environments having temperatures between $-20\text{ }^{\circ}\text{C}$ and $+70\text{ }^{\circ}\text{C}$ and, for tools marked "C", between $-40\text{ }^{\circ}\text{C}$ and $+70\text{ }^{\circ}\text{C}$.

Periodic examination and electrical retesting

An annual visual examination by a suitably trained person is recommended to determine the suitability of the Insulated Hand Tool for further service. If an electrical retest is required by national regulation or in the case of doubt after visual examination, the applicable dielectric test of IEC 60900 for insulated hand tools should be performed.

For details contact a [Fluke Service Center](#).

Ordering information



IKST7

Insulated Hand Tools Starter Kit – 5 insulated screwdrivers and 3 insulated pliers

Includes:

- ISLS3 Insulated Slotted Screwdriver 3/32, 3"
- ISLS5 Insulated Slotted Screwdriver 5/32, 4"
- ISLS8 Insulated Slotted Screwdriver 1/4, 5"
- IPHS1 Insulated Phillips Screwdriver #1, 3"
- IPHS2 Insulated Phillips Screwdriver #2, 4"
- INLP8 Insulated Long Nose /w Side Cutter and Gripping Zones
- INDC8 Insulated Heavy Duty High Leverage Diagonal Cutter
- INCP8 Insulated Heavy Duty Linesman Combination Plier



Preventive maintenance simplified. Rework eliminated.

Save time and improve the reliability of your maintenance data by wirelessly syncing measurements using the Fluke Connect™ system.

- Eliminate data-entry errors by saving measurements directly from the tool and associating them with the work order, report or asset record.
- Maximize uptime and make confident maintenance decisions with data you can trust and trace.
- Access baseline, historical and current measurements by asset.
- Move away from clipboards, notebooks and multiple spreadsheets with a wireless one-step measurement transfer.
- Share your measurement data using ShareLive™ video calls and emails.

Find out more at flukeconnect.com



All trademarks are the property of their respective owners. WiFi or cellular service required to share data. Smartphone, wireless service and data plan not included with purchase. First 5 GB of storage is free. Phone support details can be viewed at fluke.com/phones.

Smart phone wireless service and data plan not included with purchase. Fluke Connect is not available in all countries.

Fluke. Keeping your world up and running.®

Fluke (UK) Ltd.
 52 Hurricane Way
 Norwich, Norfolk
 NR6 6JB
 United Kingdom
 Tel.: +44 (0)20 7942 0708
 E-mail: cs.uk@fluke.com
www.fluke.com/en-gb

©2021 Fluke Corporation. All rights reserved.
 Data subject to alteration without notice.
 11/2021

Modification of this document is not permitted without written permission from Fluke Corporation.